

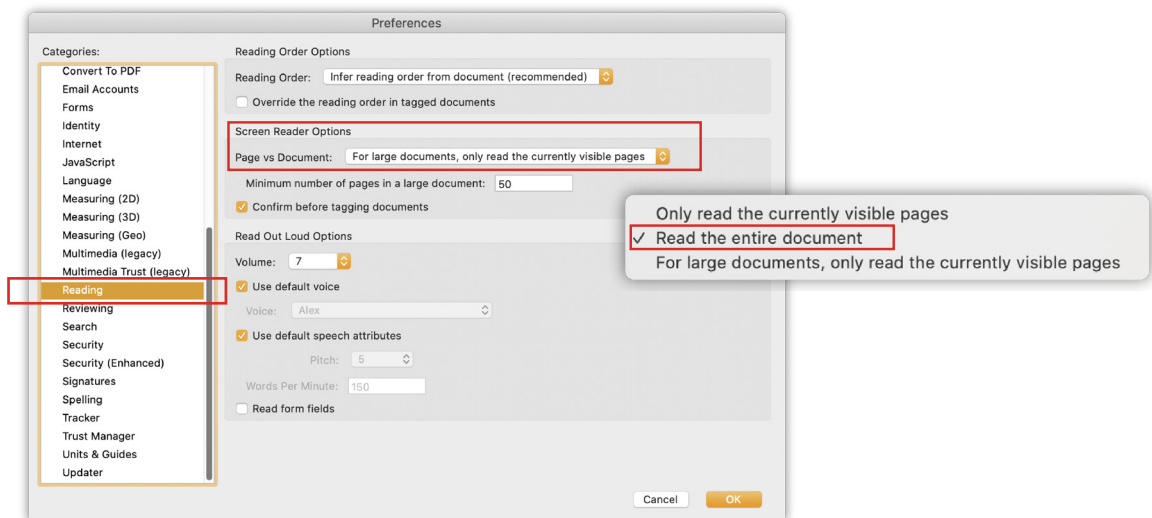


## Setting up Adobe Acrobat for Reading PDFs Aloud

Adobe Acrobat features a built-in screen reader for reading Peoples Health plan documents aloud. Here's how to set it up. If you need further assistance, please contact Peoples Health.

1.  Download Adobe Acrobat Reader from the link below:  
<https://get.adobe.com/reader/>
2. Visit [PeoplesHealth.com](https://PeoplesHealth.com) to download your plan document.
3.  Double-click the downloaded file.  
Your document will automatically open in Acrobat.
4. In the top left menu bar, click **Edit**.  
Select **Preferences** from the drop-down menu that appears.
5. Under Categories, select **Reading**. You may need to scroll down to find it.



6. Select screen reader options from the drop-down menu, choosing to read the current page or entire document.
7. Hit **OK**